

## ????????? ??? ?????? Lemken ??? ??????? BS20



????????: ??? ??? ???????  
[???????? ?????? ?? ????? ??????](#)




















????????













? ?????? ??????? ??? ?????? Lemken ??? ??????? BS20 ?????????????? Industriehof (?????????).

?????? ?????????????????????? ?????? ? ?????????? "??????????" - ?????????? ?????? ? ?????? ?????????? ? ?????????????????????? ?????????? Industriehof.

?? ?????????????? ?????????????? ??? ? ? ??????? ??? ?????? Lemken, ?????????? ?????????? ?????? ? ?????? ?????? ??????, ?????????????? ?????????????????? ?????????? ?????????? ? ?????????? ?????????? ?????????? ??????????.

??? ??????? BS20						
	????????? ??????	???????	????????????????	Pos. BS20	????????????	???
	32.0001	—	????????? ?????? A42		9	34115044.470 kg
	32.0002	—	????????? ?????? A42H		9	34114606.800 kg
	32.0004	—	????????? ?????? A36		9	34115003.960 kg
	32.0005	—	????????? ?????? A36H		9	34115086.000 kg
	32.0007	—	?????? ?????????? ?????? SC18		11	34014902.900 kg
	32.0008	???????	??? ?????????? ?????? AS2 R		13	34928901.350 kg
	32.0009	??????	??? ?????????? ?????? AS2 L		13	34928911.350 kg
	32.0031	???????	????????????? E4 R		14	34708603.360 kg
	32.0032	??????	????????????? E4 L		14	34708613.360 kg
	32.0033	???????	????????????? ?????????? ?????? AK10 R		8	34019001.000 kg

	32.0034	?????	?????????? ???? ????? AK10 L	8	3401901	1.000 kg
	32.0035	??????	?????? ???? ????? SCR11 R	15	3401480	0.990 kg
	32.0036	?????	?????? ???? ????? SCR11 L	15	3401481	0.990 kg
	32.0037	??????	????? 10x150 SB36 R	7	3352010	3.130 kg
	32.0038	?????	????? 10x150 SB36 L	7	3352011	3.130 kg
	32.0039	??????	????? 11x150 SB43D R	7	3352120	4.150 kg
	32.0040	?????	????? 11x150 SB43D L	7	3352121	4.150 kg
	32.0047	??????	????? ? ?????? 11x150 SB43P R	7	3352220	4.050 kg
	32.0048	?????	????? ? ?????? 11x150 SB43P L	7	3352221	4.050 kg
	32.0053	??????	?????? B2S R - 12 ??	10	3364050	2.030 kg
	32.0054	?????	?????? B2S L - 12 ??	10	3364051	2.030 kg
	32.0059	??????	?????? ? ?????? B2SP R - 15 ??	10	3364150	2.850 kg
	32.0060	?????	?????? ? ?????? B2SP R - 15 ??	10	3364151	2.850 kg
	32.0075	??????	?????? ???? BS42 R - 544	4	3444010	2.960 kg
	32.0076	?????	?????? ???? BS42 L - 544	4	3444011	2.960 kg
	32.0077	??????	?????? ???? BS42 R - 561x120	5	3444012	4.800 kg
	32.0078	?????	?????? ???? BS42 L - 561x120	5	3444013	4.800 kg
	32.0089	??????	????? ?????? B2K R 8 ??	6	3451000	2.360 kg
	32.0090	?????	????? ?????? B2K L 8 ??	6	3451001	2.360 kg

	32.0091	??????	????? ?????? B2KD R 10 ??	6	3451002	2.980 kg
	32.0092	??????	????? ?????? B2KD L 10 ??	6	3451003	2.980 kg
	32.0095	??????	????? ?????? B2KH R	6	3451010	2.600 kg
	32.0096	??????	????? ?????? B2KH L	6	3451011	2.610 kg
	32.0101	??????	????????????????? ?????? S2W R - 10 ??	12	3365540	1.810 kg
	32.0102	??????	????????????????? ?????? S2W L - 10 ??	12	3365541	1.810 kg
	32.0109	??????	?????? ?????? BS20 R - 587	3	3444024	2.600 kg
	32.0110	??????	?????? ?????? BS20 L - 587	3	3444025	2.600 kg
	32.0111	??????	?????? ?????? BS20 R - 740	2	3444034	3.300 kg
	32.0112	??????	?????? ?????? BS20 L - 740	2	3444035	3.300 kg
	32.0113	??????	?????? ?????? BS20 R - 825	1	3444044	3.700 kg
	32.0114	??????	?????? ?????? BS20 L - 825	1	3444045	3.700 kg