

????????? ??? ?????? Lemken ??? ???????? US35



????????: ??? ??? ????????
[???????? ?????? ?? ????? ??????](#)





















?????????








? ???????? ?????????? ??? ?????? Lemken ??? ???????? US35 ?????????????? Industriehof (?????????).

????????? ?????????????????????????? ?????? ? ?????????? "?????????????" - ????????????? ?????? ? ?????????? ?????????? ? ?????????????????????????? ?????????? Industriehof.

?? ??????????????? ?????????????? ??? ?? ?????????? ??? ?????? Lemken, ?????????????? ?????????????? ?????? ? ?????? ?????? ?????????, ?????????????????? ?????????????????? ?????????????? ?????????????? ?????????????? ?????????????? ?????????????? ??????????????

??? ???????? US35						
	????????? ??????	?????????	?????????????????	Pos. US35	?????????????	???
	32.0001	—	????????? ?????? A42	8	3411504	4.470 kg
	32.0002	—	????????? ?????? A42H	8	3411460	6.800 kg
	32.0004	—	????????? ?????? A36	8	3411500	3.960 kg
	32.0005	—	????????? ?????? A36H	8	3411508	6.000 kg
	32.0007	—	?????? ?????????? ?????? SC18	10	3401490	2.900 kg
	32.0008	?????????	??? ?????????? ?????? AS2 R	12	3492890	1.350 kg
	32.0009	?????????	??? ?????????? ?????? AS2 L	12	3492891	1.350 kg
	32.0031	?????????	????????????? E4 R	13	3470860	3.360 kg
	32.0032	?????????	????????????? E4 L	13	3470861	3.360 kg
	32.0033	?????????	????????????? ??????????	7	3401900	1.000 kg

			????? AK10 R			
	32.0034	?????	?????????? ???? ????? AK10 L	7	3401901	1.000 kg
	32.0035	?????	????? ???? ????? SCR11 R	14	3401480	0.990 kg
	32.0036	?????	????? ???? ????? SCR11 L	14	3401481	0.990 kg
	32.0041	?????	????? 11x150 SB45D R	6	3352130	4.610 kg
	32.0042	?????	????? 11x150 SB45D L	6	3352131	4.610 kg
	32.0049	?????	?????	6	3352230	4.227 kg
	32.0050	?????	?????	6	3352231	4.227 kg
	32.0054	?????	?????? B2S L - 12??	9	3364051	2.030 kg
	32.0059	?????	????? ? ???? B2SP R - 15??	9	3364150	2.850 kg
	32.0060	?????	????? ? ???? B2SP R - 15??	9	3364151	2.850 kg
	32.0089	?????	????? ???? B2K R 8??	5	3451000	2.360 kg
	32.0090	?????	????? ???? B2K L 8??	5	3451001	2.360 kg
	32.0091	?????	????? ???? B2KD R 10??	5	3451002	2.980 kg
	32.0092	?????	????? ???? B2KD L 10??	5	3451003	2.980 kg
	32.0095	?????	????? ???? B2KH R	5	3451010	2.600 kg
	32.0096	?????	????? ???? B2KH L	5	3451011	2.610 kg
	32.0101	?????	????????? ????? S2W R - 10??	11	3365540	1.810 kg
	32.0102	?????	????????? ????? S2W L - 10??	11	3365541	1.810 kg
	32.0131	?????	????? ???? US35 R - 620	4	3444110	4.220 kg

	32.0132	?????	?????? ?????? US35 L - 620	4	34441114.220 kg
	32.0133	rechts	?????? ?????? US35 R - 730	3	34441204.130 kg
	32.0134	links	?????? ?????? US35 L - 730	3	34441214.130 kg
	32.0135	rechts	?????? ?????? US35 R - 870	2	34441304.790 kg
	32.0136	links	?????? ?????? US35 L - 870	2	34441314.790 kg
	32.0147	rechts	?????? ?????? US35 R - 772	1	34441344.050 kg
	32.0148	links	?????? ?????? US35 L - 772	1	34441354.050 kg